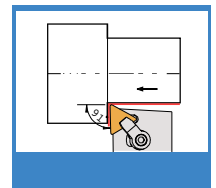
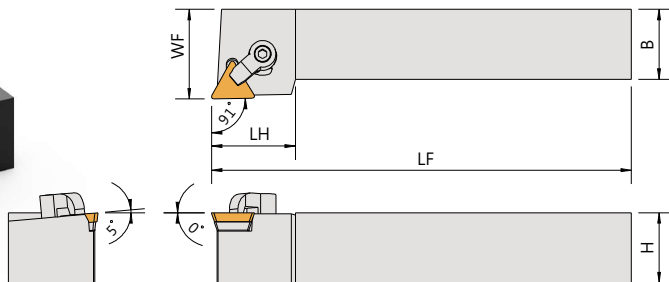
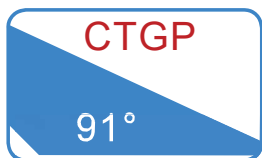


Order No.	Insert	Dimensions(mm)					Parts					Wrench
		柄高 H	柄寬 B	長度 LF	頭長 LH	工作寬度 WF						
CTFPR/L-1616H11	TPMN1103	16	16	100	20	20	-	-	CP50-21	CS7-5015	LW025	
CTFPR/L-2020K16	TPMN1603	20	20	125	30	25	SMT-321	CS20045	CP50-22	CS7-6024	LW030	
CTFPR/L-2525M16		25	25	150	30	32	SMT-321	CS20045	CP50-22	CS7-6024	LW030	



Order No.	Insert	Dimensions(mm)					Parts					Wrench
		柄高 H	柄寬 B	長度 LF	頭長 LH	工作寬度 WF						
CTGPR/L-1212F11	TPMN1103	12	12	80	20	16	-	-	CP50-21	CS7-5015	LW025	
CTGPR/L-1616H11		16	16	100	20	20	-	-	CP50-21	CS7-5015	LW025	
CTGPR/L-2020K16	TPMN1603	20	20	125	30	25	SMT-321	CS20045	CP50-22	CS7-6024	LW030	
CTGPR/L-2525M16		25	25	150	30	32	SMT-321	CS20045	CP50-22	CS7-6024	LW030	