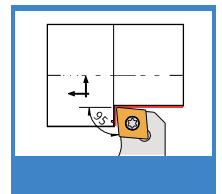
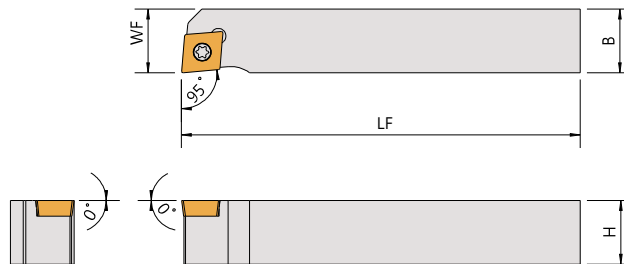
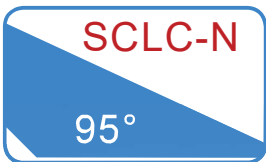


Order No.	Insert	Dimensions(mm)					Parts	Wrench
		柄高 H	柄寬 B	長度 LF	頭長 LH	工作寬度 WF		
SCLCR/L-0808H06	CCMT0602	8	8	100	12	10	CS25061S	FT-7
SCLCR/L-1010H06		10	10	100	12	12		
SCLCR/L-1212H06		12	12	100	17	16		
SCLCR/L-1212H09	CCMT09T3	12	12	100	17	16	CS35090	FT-15
SCLCR/L-1616H09		16	16	100	18	20		
SCLCR/L-2020K09		20	20	125	22	25		
SCLCR/L-2525M09		25	25	150	26	32		
SCLCR/L-2020K12	CCMT1204	20	20	125	22	25	CS40115	FT-15
SCLCR/L-2525M12		25	25	150	26	32		



Order No.	Insert	Dimensions(mm)				Parts	Wrench
		柄高 H	柄寬 B	長度 LF	工作寬度 WF		
SCLCR/L-0808H06N	CCMT0602	8	8	100	8	CS25061S	FT-7
SCLCR/L-1010H06N		10	10	100	10		
SCLCR/L-0808K06N		8	8	125	8		
SCLCR/L-1010K06N		10	10	125	10		
SCLCR/L-1212H09N	CCMT09T3	12	12	100	12	CS35090	FT-15
SCLCR/L-1616H09N		16	16	100	16		
SCLCR/L-1212K09N		12	12	125	12		
SCLCR/L-1616K09N		16	16	125	16		