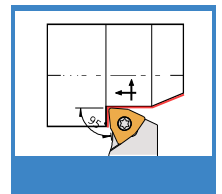
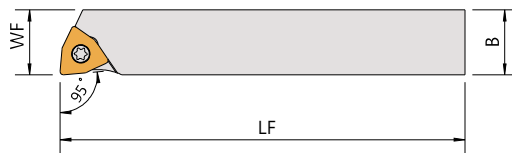
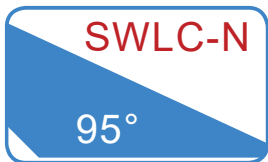


Order No.	Insert	Dimensions(mm)				Parts	Wrench
		柄高 H	柄寬 B	長度 LF	工作寬度 WF		
Right / Left							
STWCR/L-1212H11	TCMT1102	12	12	100	15.3	CS25061S	FT-7
STWCR/L-1616H11		16	16	100	19.3	CS25061S	FT-7
STWCR/L-2020K11		20	20	125	23.3	CS25061S	FT-7
STWCR/L-2525M11		25	25	150	28.3	CS25061S	FT-7
STWCR/L-1616H16	TCMT16T3	16	16	100	21	CS40090	FT-15
STWCR/L-2020K16		20	20	125	26	CS40090	FT-15
STWCR/L-2525M16		25	25	150	31	CS40090	FT-15
STWCR/L-3232P16		32	32	170	38	CS40090	FT-15



▼Recommended Inserts 刀片建議品牌：SUMITOMO

Order No.	Insert	Dimensions(mm)				Parts	Wrench
		柄高 H	柄寬 B	長度 LF	工作寬度 WF		
Right / Left							
SWLCR/L-1212H06N	WCMT06T3	12	12	100	12	CS35091	FT-15
SWLCR/L-1616H06N		16	16	100	16	CS35091	FT-15